



INSTRUCTIONS D'ASSEMBLAGE
ASSEMBLY INSTRUCTIONS

MONARCH
SPECIALTIES INC.

I 3114

TABLE D'APPOINT -
ESPRESSO / DESSUS EN MARBRE

ACCENT TABLE -
ESPRESSO / MARBLE TOP

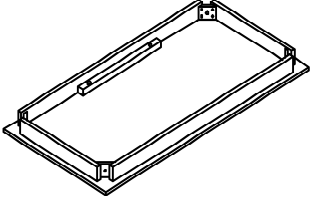
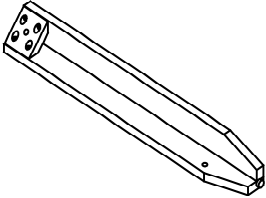
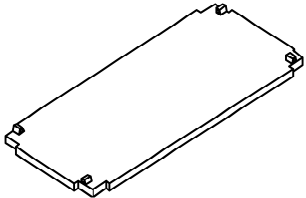


POUR DE L'ASSISTANCE OU POUR COMMANDER
DES PIÈCES CONTACTEZ NOTRE DÉPARTEMENT
DE SERVICE À LA CLIENTÈLE.

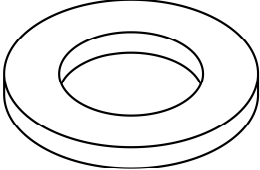


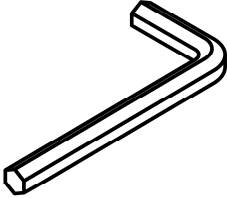

FOR ASSISTANCE OR TO ORDER PARTS
CONTACT OUR CUSTOMER SERVICE DEPARTMENT

WWW.MONARCHSERVICE.COM

LISTE DES PIÈCES
PARTS LIST

PIÈCE / PART #	IMAGE	DESCRIPTION	QTY / QTÉ
1		<p>TABLE TOP SURFACE DE TABLE</p>	1
2		<p>LEG PATTE</p>	4
3		<p>SHELF PANEL PANNEAU DE TABLETTE</p>	1

LISTE DES PIÈCES DE MONTAGE
HARDWARE LIST

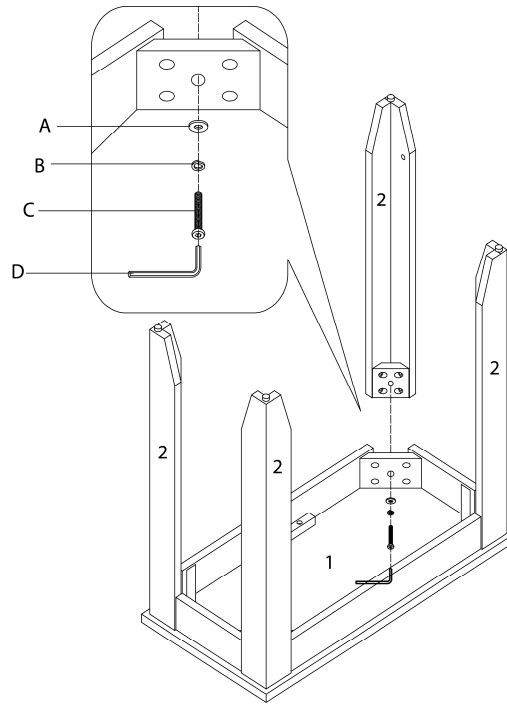
PIÈCE / PART #	IMAGE	DESCRIPTION	QTY / QTÉ
A		METAL WASHER - Ø3/8" X 7/8" RONDELLE DE MÉTAL - Ø3/8" X 7/8"	4
B		LOCK WASHER - Ø3/8" ENTRETOISE DE MÉTAL - Ø3/8"	4
C		ASSEMBLING BOLT - Ø3/8" X 2 1/4" BOULON D'ASSEMBLAGE - Ø3/8" X 2 1/4"	4
D		HEX KEY CLÉ HEXAGONALE	1
E		ASSEMBLING BOLT - 1/8" BOULON D'ASSEMBLAGE - 1/8"	4



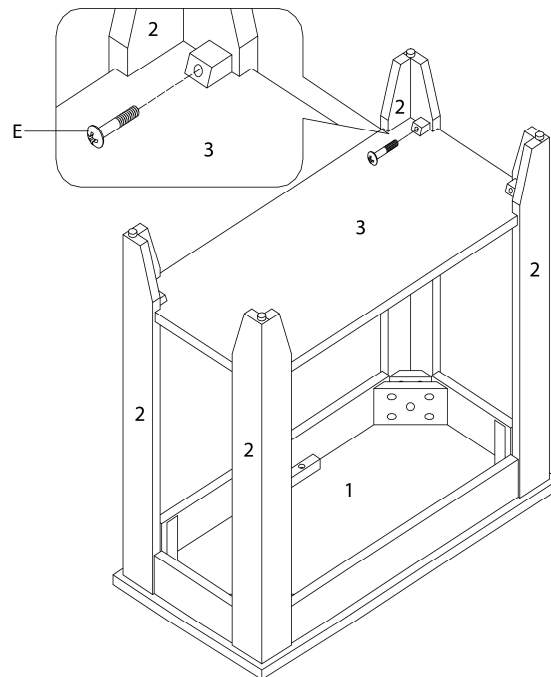
OUTIL DE VÉRIFICATION DE DIMENSIONS DES PIÈCES
HARDWARE DIMENSIONS VERIFICATION TOOL



ÉTAPE / STEP 1



ÉTAPE / STEP 2



ÉTAPE / STEP 3

